



Title Professional Group

Client Transfer Instructions

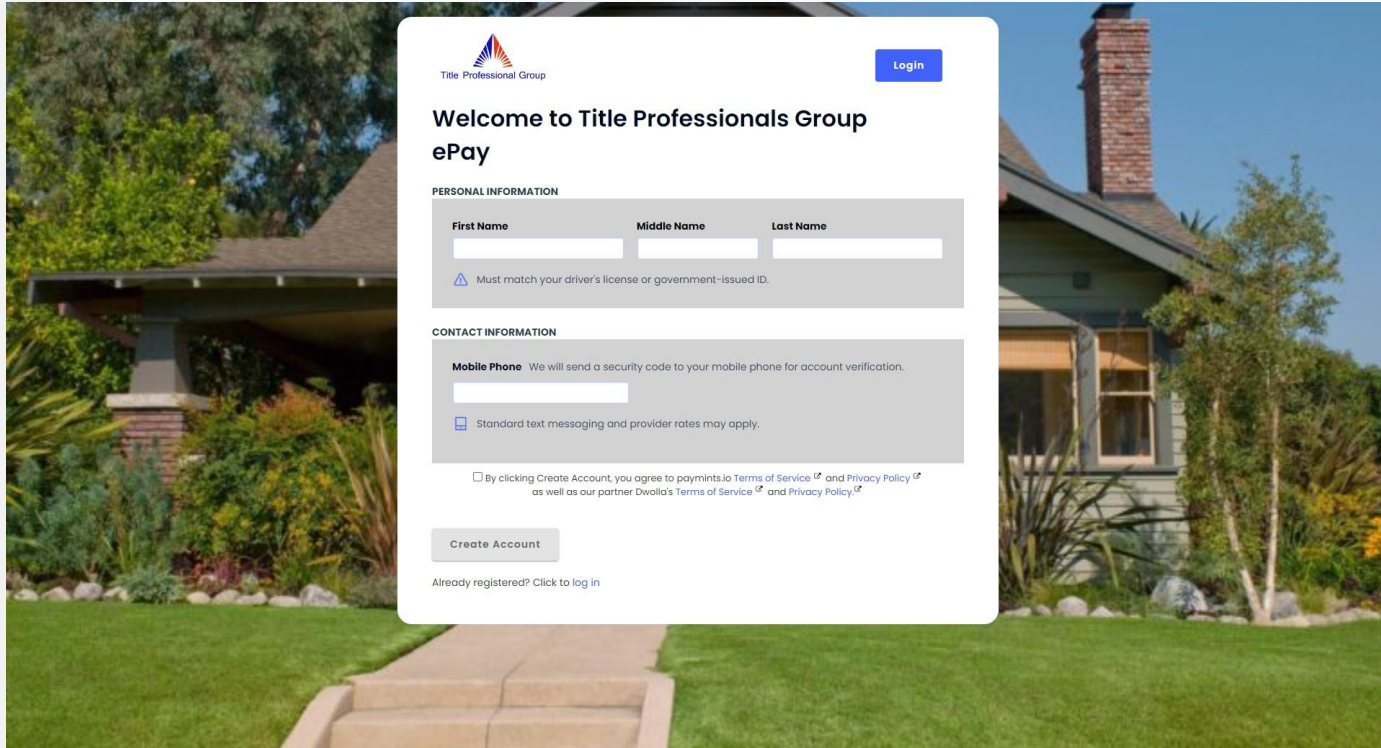
[Learn More](#)



The smartphone screen displays the Title Professionals Group ePay interface. At the top left is the logo and "Title Professional Group" text. At the top right is a blue "Login" button. The main heading reads "Welcome to Title Professionals Group ePay". Below this is a section titled "PERSONAL INFORMATION" with three input fields for "First Name", "Middle Name", and "Last Name". A warning icon and text below the last name field state: "Must match your driver's license or government-issued ID." The next section is "CONTACT INFORMATION", which includes a "Mobile Phone" field with a note: "We will send a security code to your mobile phone for account verification." Below the phone field is a checkbox for "Standard text messaging and provider rates may apply." At the bottom, a checked checkbox indicates agreement to the "Terms of Service" and "Privacy Policy" for both the user and partner Dwolla. A blue "Create Account" button is at the very bottom of the screen.

1

Start by going to titleprofessionalsgroup.paymints.io. Create an Account by inputting your first and last name and your mobile phone number. We will send you an authentication code via text.

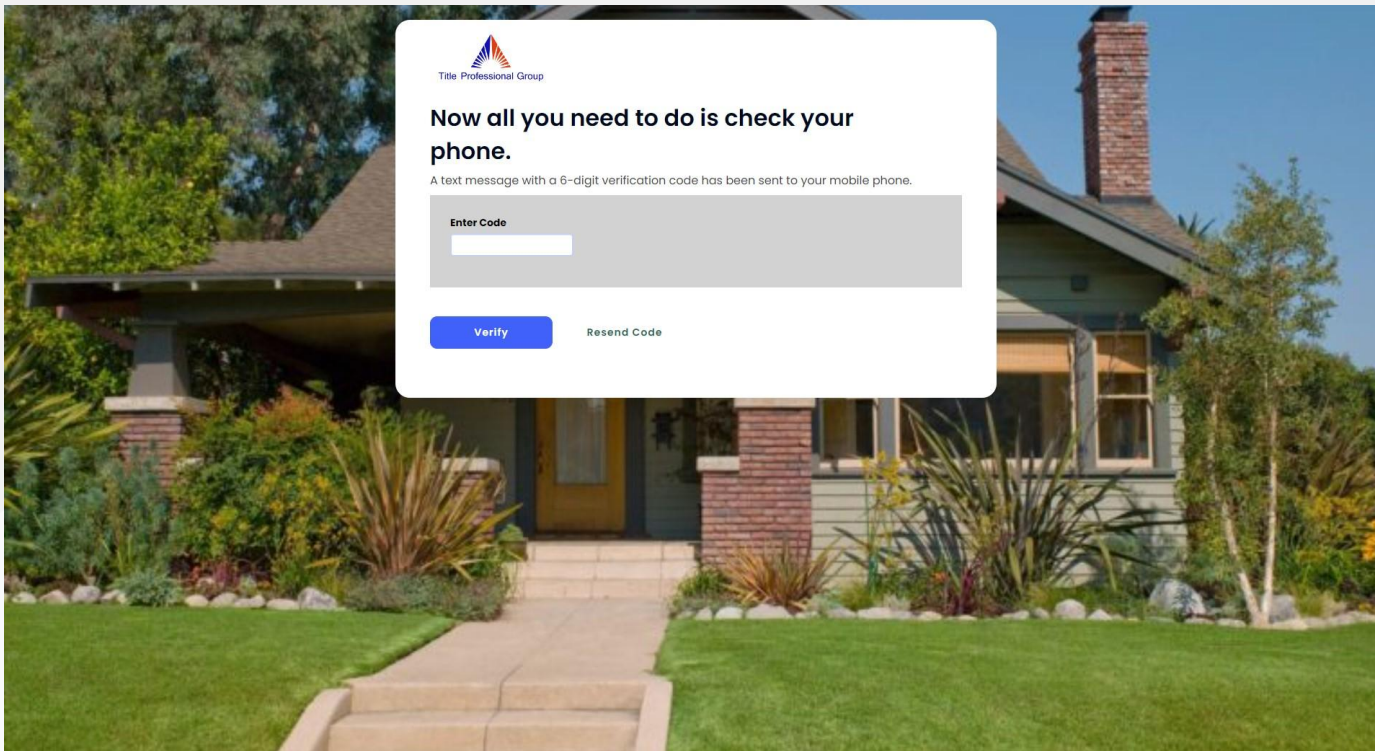


The image shows a white registration form centered over a background photograph of a house with a brick chimney and a green lawn. The form includes the following elements:

- Title Professionals Group** logo and a **Login** button in the top right corner.
- Welcome to Title Professionals Group ePay** heading.
- PERSONAL INFORMATION** section with three input fields for **First Name**, **Middle Name**, and **Last Name**. A warning icon and text below the fields state: "Must match your driver's license or government-issued ID."
- CONTACT INFORMATION** section with a **Mobile Phone** input field. Text next to the field reads: "We will send a security code to your mobile phone for account verification." Below the field is a note: "Standard text messaging and provider rates may apply."
- A checkbox with the text: "By clicking Create Account, you agree to [paymints.io Terms of Service](#) and [Privacy Policy](#) as well as our partner Dwolla's [Terms of Service](#) and [Privacy Policy](#)."
- A **Create Account** button.
- A link at the bottom: "Already registered? [Click to log in](#)"

2

Enter the authentication code you should have received via text message.



3

Please input your personal information for bank compliance.

My Account

New Transfer

Bank Account

Transfer History

Message Center

Log Out

Contact support
support@paymints.io
1-888-921-1090

Title Professional Group

Transfer Details

What kind of transfer would you like to make?

PURPOSE

Select a Purpose

Earnest Money Deposit for Purchase

PROPERTY ADDRESS AND ADDITIONAL NOTES

Property Address Related To The Transfer

Address 1

Address 2

City

State

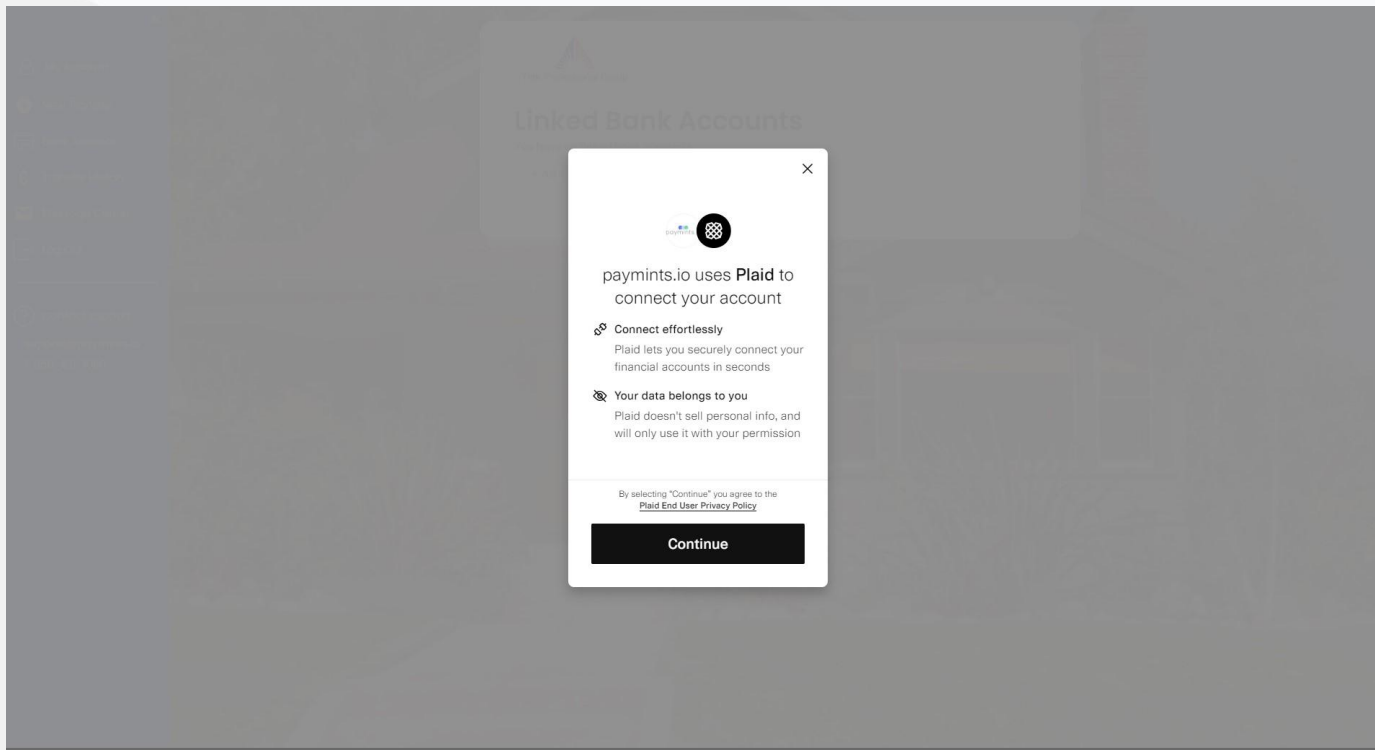
Zip code

Notes (Optional)

AMOUNT

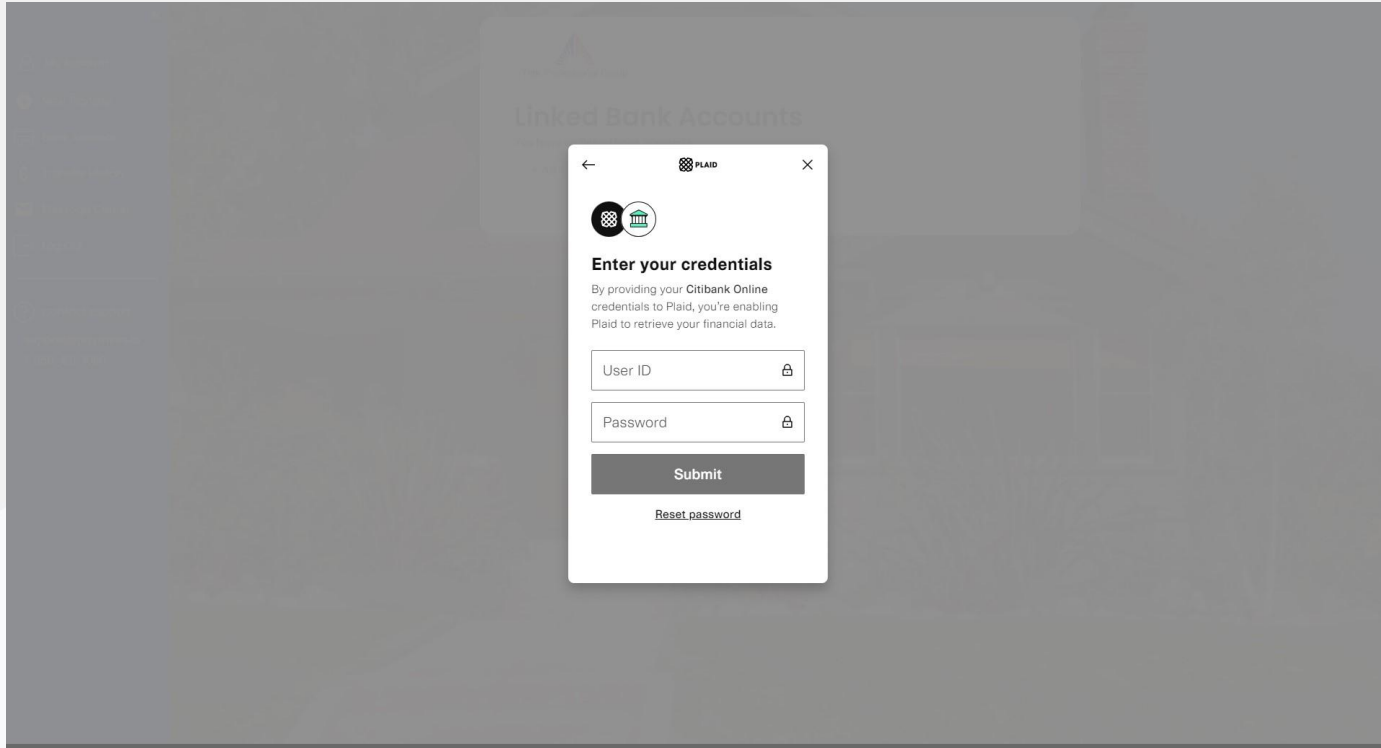
4

Next you will see the Plaid screen. Plaid is the most secure way to connect your bank account electronically. We do not share or store any banking credentials. Please click continue.



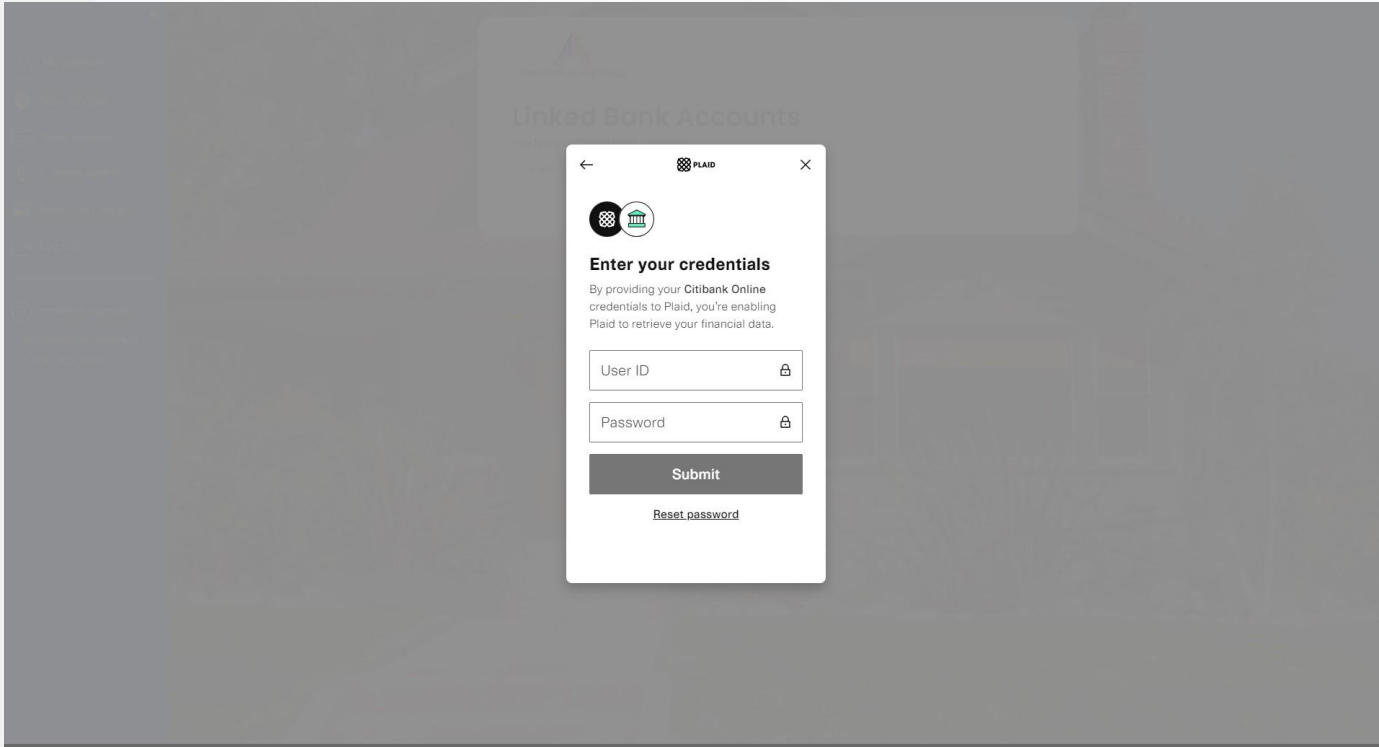
5

Plaid allows us to connect to over 16,000 financial institutions. What you will first see are the most banks used on our platform. If you do not see your bank click in the search bar and type in the name of your bank. Select your financial institution.



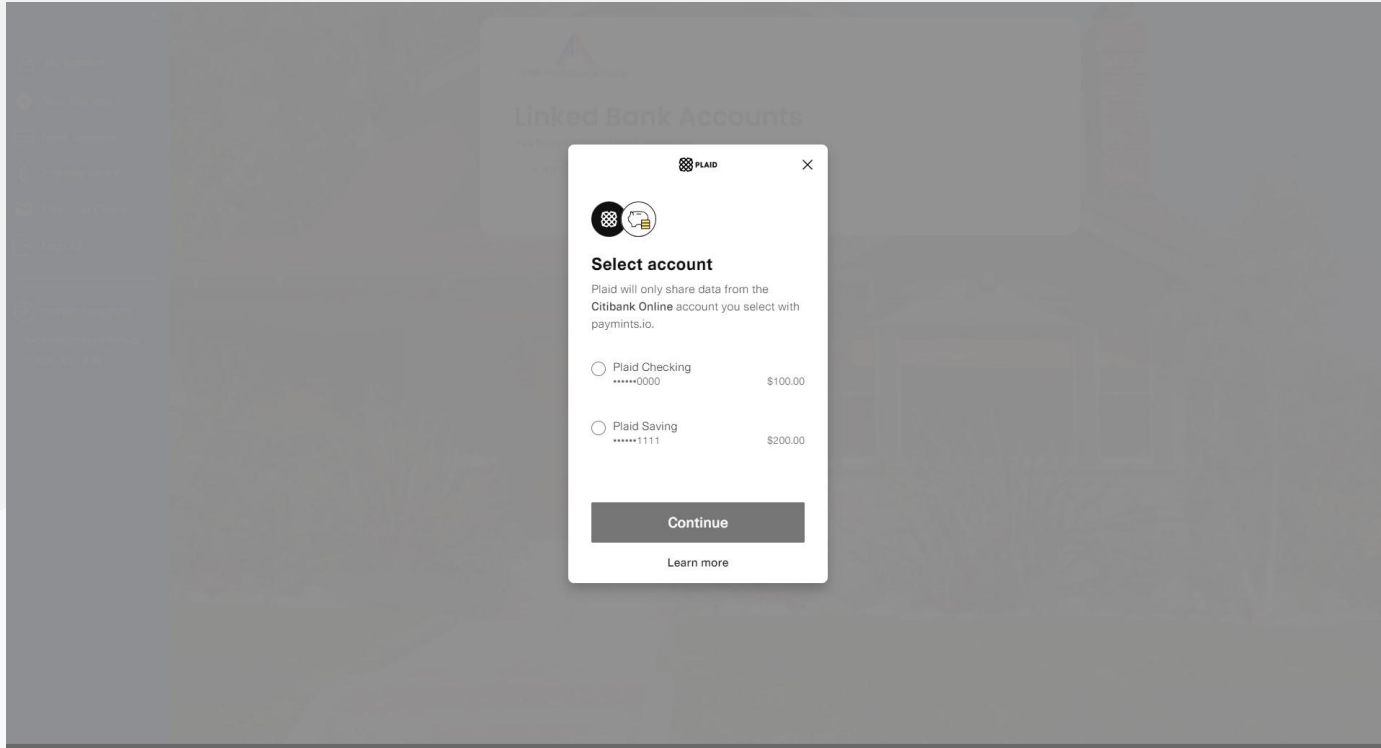
6

After you have selected your financial institution, log in to your bank using your online banking credentials. This will allow you to view all of your accounts which are eligible to make a transfer on our platform.



7

Please select the account that you would like to use to make the transfer.



8

Once your account has been selected please click "Continue".

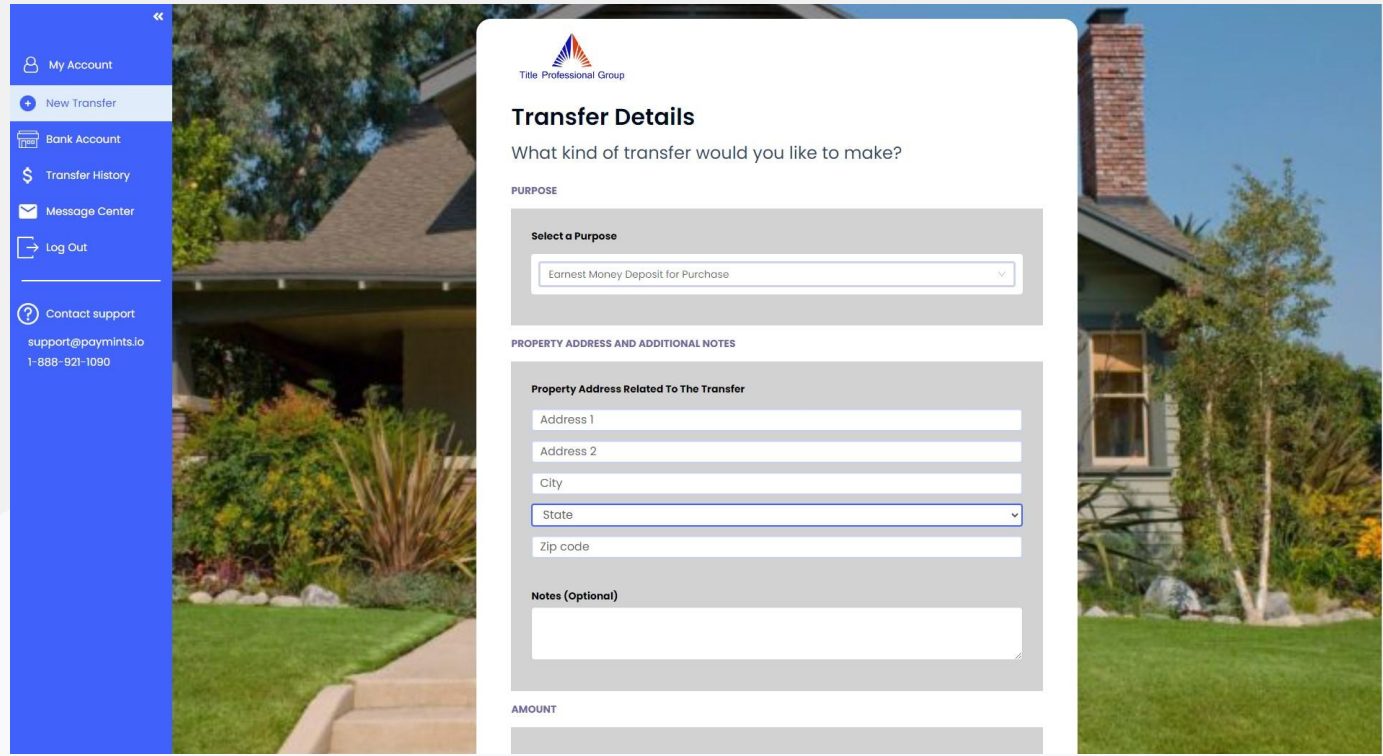
The screenshot displays a mobile application interface. On the left is a blue sidebar with navigation options: My Account, New Transfer (highlighted), Bank Account, Transfer History, Message Center, Log Out, and Contact support. The main content area shows a white dialog box titled 'Select an Account' from Title Professional Group. The dialog prompts the user to select an account for a transfer. A table lists one account: Citibank Online with account number X0000, a balance of \$100.00, and a verified status. A 'Continue' button is visible at the bottom of the dialog.

Financial Institution	Account	Balance	Status
Citibank Online	X0000	\$100.00 as of 11/06/2023 10:06 AM EST	Verified

+ Add Account [Continue](#)

9

Please fill out the transfer details page. If you would like to add any notes about your transfer you can add that in the optional notes section.



10

Review your transfer details and if all of the information is correct please click "Make Transfer".

Review
Please confirm that the information below is correct before continuing.

Transfer From: Citibank Online Account X0000

Transfer To: Title Professionals Group
500 E Michigan Ave. #203
Lansing, Michigan 48912

Details

Transfer Date	Purpose	Subject Property	Note
11/06/2023	Earnest Money Deposit For Purchase	123 Street Charlotte, North Carolina 28209	

Earnest Money Deposit For Purchase Amount \$1.23

TRANSFER TOTAL AMOUNT
\$1.23

[← Back](#) [Make Transfer](#)

11

Once you have clicked “Make Transfer” both you and Title Professionals Group will receive email notifications that the transfer has been initiated. You will also receive an email notification when the transfer arrives in Title Professionals Group’s account. You can also add additional email recipients if you would like to send the transfer details to anyone else involved in the closing.

Title Professionals Group

Your transfer is now pending.

You should expect to see the money come out of your account within the next business day. Check your email for a transfer summary receipt.

From Citibank Online Account X0000 → **To** Title Professionals Group
500 E Michigan Ave
203
Lansing, Michigan 48912

Details

Transfer Date	Purpose	Subject Property	Note
11/06/2023	Earnest Money Deposit For Purchase	123 Street Charlotte, North Carolina 28209	

Earnest Money Deposit For Purchase Amount \$1.23

TRANSFER TOTAL AMOUNT
\$1.23

You can send a receipt of this transfer to up to 5 people. If you wish to do so, please enter their email addresses below:

Contact Us

If you experience any issues, please contact support@paymints.io

Enjoyed your transfer experience?
Please let us know & tell a friend!

